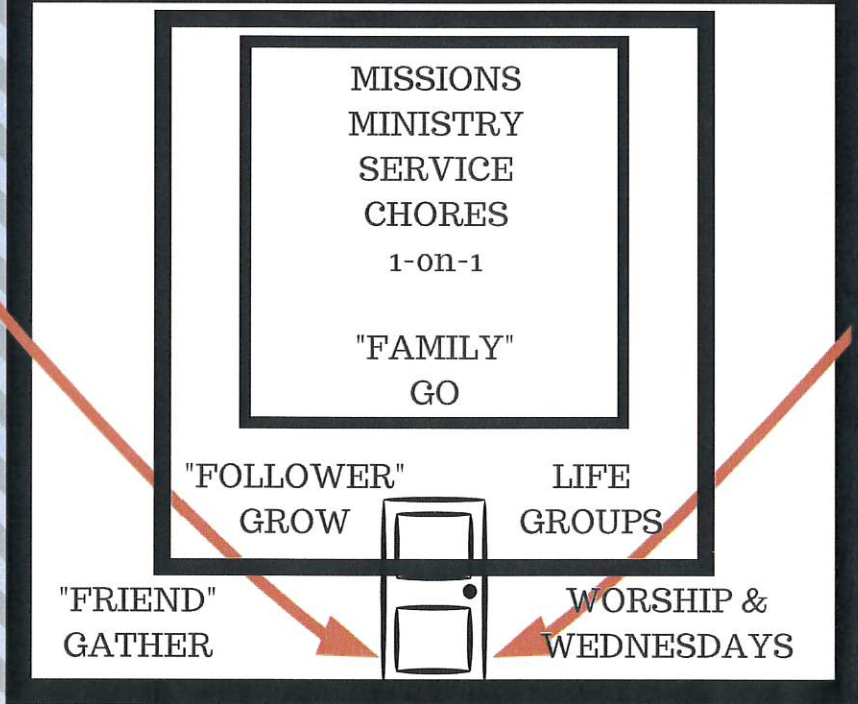


| <u>Year</u> | <u>Baptisms</u> | <u>Small Group</u> | <u>Worship</u> | <u>Members</u> | <u>Budget</u> | <u>Receipts</u> |
|-------------|-----------------|--------------------|----------------|----------------|---------------|-----------------|
| 1976        | 22              | 193                |                | 605            |               | \$57,900        |
| 1977        | 18              | 163                |                | 528            |               | \$57,400        |
| 1978        | 17              | 174                |                | 545            |               | \$76,700        |
| 1979        | 3               | 159                |                | 541            |               | \$83,900        |
| 1980        | 40              | 185                |                | 576            |               | \$93,600        |
| 1981        | 17              | 176                |                | 577            |               | \$103,900       |
| 1982        | 39              | 186                |                | 616            |               | \$177,300       |
| 1983        | 12              | 179                |                | 430            |               | \$136,200       |
| 1984        | 10              | 200                |                | 454            |               | \$137,800       |
| 1985        | 5               | 155                |                | 476            |               | \$156,700       |
| 1986        | 28              | 165                |                | 503            |               | \$304,200       |
| 1987        | 22              | 179                |                | 484            |               | \$165,600       |
| 1988        | 7               | 156                |                | 506            |               | \$155,700       |
| 1989        | 29              | 174                |                | 517            |               | \$180,830       |
| 1990        | 37              | 196                |                | 580            |               | \$224,100       |
| 1991        | 19              | 174                |                | 584            |               | \$486,500       |
| 1992        | 40              | 182                |                | 657            |               | \$306,900       |
| 1993        | 8               | 177                |                | 602            |               | \$199,200       |
| 1994        | 21              | 215                |                | 622            |               | \$285,100       |
| 1995        | 10              | 218                |                | 673            |               | \$197,800       |
| 1996        | 24              | 198                |                | 698            |               | \$281,600       |
| 1997        | 15              | 192                |                | 727            | \$313,600     | \$299,609       |
| 1998        | 17              | 195                |                | 736            | \$342,700     | \$288,476       |
| 1999        | 24              | 150                |                | 765            | \$290,886     | \$274,800       |
| 2000        | 24              | 185                |                | 765            | \$337,692     | \$304,500       |
| 2001        | 31              | 191                |                | 826            | \$348,385     | \$357,594       |
| 2002        | 13              | 204                |                | 775            | \$358,914     | \$445,418       |
| 2003        | 38              | 214                |                | 794            | \$408,876     | \$471,763       |
| 2004        | 11              | 223                |                | 806            | \$471,147     | \$484,266       |
| 2005        | 19              | 194                |                | 794            | \$508,938     | \$496,270       |
| 2006        | 30              | 166                |                | 818            | \$558,488     | \$530,808       |
| 2007        | 32              | 201                |                | 884            | \$591,400     | \$539,326       |
| 2008        | 28              | 225                |                | 897            | \$585,256     | \$586,222       |
| 2009        | 23              | 241                | 264            | 911            | \$622,941     | \$558,000       |
| 2010        | 21              | 210                | 226            | 875            | \$652,588     | \$564,503       |
| 2011        | 17              | 210                | 231            | 1125           | \$616,499     | \$545,255       |
| 2012        | 14              | 234                | 226            | 1136           | \$574,080     | \$580,723       |
| 2013        | 17              | 208                | 234            | 1166           | \$611,529     | \$571,895       |
| 2014        | 17              | 211                | 258            | 1180           | \$610,185     | \$588,123       |
| 2015        | 23              | 209                | 233            | 1210           | \$605,264     | \$534,533       |
| 2016        | 17              | 209                | 219            | 1213           | \$581,118     | \$598,915       |
| 2017        | 11              | 198                | 215            | 1235           | \$583,056     | \$598,915       |
| 2018        | 15              | 200                | 229            | 1238           | \$619,040     | \$586,500       |
| 2019        | 18              | 209                | 228            | 1253           | \$622,594     | \$668,323       |



MAKE DISCIPLES

FAMILY



- A Reproducer
- Resilient
- A Witness
- A Giver
- Servant's Heart
- Demonstrates Love
- Death to Self
- Committed to Community
- Devoted to Prayer
- Student of the Word
- Baptism
- Genuine Experience of Salvation

MULTI-GENERATIONAL || YOUTH & CHILDREN || BAPTIST

# FIRST View 2019

Prepared For:  
**First Baptist Church**

Huntington, TX 75949

Study Area Definition:  
**Zip Code 75949**



## Community Issues

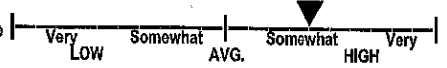
**C1 PRIMARY CONCERNS**

**FAMILY PROBLEMS**



**C2 RISC LEVEL (Stress Conditions)**

**SOMEWHAT HIGH**



**C3 POTENTIAL RESISTANCE TO CHANGE**

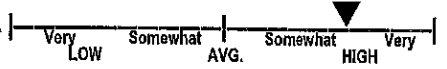
**SOMEWHAT LOW**



## Faith Preferences

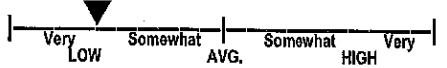
**F1 FAITH RECEPTIVITY**

**VERY HIGH**



**F2 FINANCIAL SUPPORT POTENTIAL**

**VERY LOW**



**F3 CHURCH STYLE**

**BOTH**



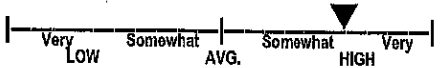
**F4 CHURCH PROGRAM PREFERENCE**

**SPIRITUAL DEVELOPMENT**



**F5 HAVE A RELIGIOUS PREFERENCE**

**VERY HIGH**



# FIRST View 2019

Prepared For:  
**First Baptist Church**

Huntington, TX 75949

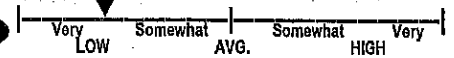
Study Area Definition:  
 Zip Code 75949



## People and Place

**P1 PROJECTED POPULATION DENSITY**

**VERY LOW**



**P2 PROJECTED POPULATION CHANGE**

**LOW GROWTH**



**P3 POPULATION DISTRIBUTION**

**HIGHLY DISPERSED**



**P4 DIVERSITY**

**SOMEWHAT LOW**



**P5 AREA DYNAMIC LEVEL**

**SOMEWHAT LOW**



## Faces of Diversity

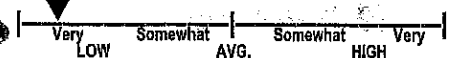
**D1 U.S. LIFESTYLES GROUP**

**RURAL FAMILIES**



**D2 NON-ANGLO POPULATION**

**VERY LOW**



**D3 FASTEST RACIAL/ETHNIC GROWTH**

**HISPANICS/LATINOS**



**D4 GENERATION**

**BOOMERS**



**D5 FAMILY STRUCTURE**

**SOMEWHAT TRADITIONAL**



**D6 EDUCATION**

**EXTREMELY LOW**

